




GIZMO 3D PRINTERS

2023 BROCHURE



FAIR PRICING

LESS DOWNTIME

FASTER 3D PRINTING

NO REPLACEMENT PARTS


HIGH-RESOLUTION RESULTS

PRINT CONSISTENCY & LOW FAILURE RATES

**INTRODUCING THE WORLD'S FIRST
SUPER SPEED TOP-DOWN SLA DLP 3D PRINTER**

NOW FASTER AND BETTER WITH NEW UV PROJECTORS

INDEX



1. The features and benefits of our industrial resin 3D printers	3
2. How does it work?	4
3. 3D print gallery	5
4. Product information and prices	6
Printer range	6
GiziMate frame options	7
GiziPro frame options	7
GiziMax frame options	8
Extras: Vat and build plate sizes, wiper or recoater add-on	9,10
Support, industrial service plan & delivery times	11
Shipping cost	12
5. Materials	13, 14
6. Company history & contact	15
7. Appendix 1: Printer specifications	16 - 24
8. Appendix 2: UV projector specifications	25




GUARANTEED TO SAVE YOU TIME AND MONEY

- Breakthrough printing speed - printing up to 33 times faster than the average resin 3D printer
- Amazing resolution - up to 0.07 micron Z calculated
- Larger build volumes - up to a maximum build area of 400mm x 225mm (15.7in x 8.8in) and build height of 800mm (31.49in)
- Low failure rate, consistent results and remote repeatability
- No replacement parts - no PDMS or Teflon layers, no sweeper
- Top-down 3D printing technology - not only is the printing fast, the process is much faster too:
 - It's fast to remove a print
 - The finished print sits on top of the build plate = no suction issues
- Highly reliable, made from quality parts
- Expandable – made to grow with your budget
- Available from US \$8125 + shipping

Print bigger volumes of high-resolution prints up to 33 times faster and cost-efficiently using the industrial Gizmo 3D printers.

HOW DOES IT WORK?



To get your print job underway, first import a .stl or .obj file to the *Gizmetor* software. Gizmetor then slices the 3D object into horizontal layers.

These layers are stored in a .gizmo file as 2D images, which are then opened in *GiziPrint* to print the object.

When you print, each layer is projected onto a bath of UV curable resin using a projector and builds the object, layer by layer. As each layer is printed, the build plate lowers incrementally from the top of the resin surface into the vat. The light from the projectors hardens these layers sequentially and then stacks them on top of each other to form the 3D object.

Gizmo 3D's unique technology suspends the object inside the liquid filled vat as it forms, minimizing the stress on the model during creation. Thus, fewer supports are required, resulting in a more exceptional level of detail. At the end of the print comes the big reveal, as the build plate lifts the object slowly out of the resin.

The software offers a variety of settings so you can experiment to achieve the level of print quality you need.

More about the Gizmo 3D Printers software Gizmetor


The software runs on Java 64bit. We recommend an up to date graphics card and driver as the software uses 3D extensively.

Gizmetor includes cutting edge features such as full layer manipulation, which is the ability to select a particular layer within a print job, and specifying how you would like it printed (i.e. hollow, solid, detailed or faster).



GIZMO 3D PRINTERS

3D PRINT GALLERY



Visit this website link for more:
gizmo3dprinters.com.au/3D-print-gallery

PRODUCT INFORMATION AND PRICES



The Gizmo 3D Printers are available in 3 different sizes:



GiziMate

(small)

Dimensions:

500mm x 430mm x 750mm
(19.68in x 16.93in x 29.52in)

from only **US \$8125**



GiziPro

(small)

Dimensions:

500mm x 430mm x 750mm
(19.68in x 16.93in x 29.52in)

from only **US \$9335**



GiziMax

(small)

Dimensions:

500mm x 430mm x 750mm
(19.68in x 16.93in x 29.52in)

from only **US \$9935**

Find your ideal Gizmo 3D Printer and its estimated cost by
following these four easy steps:

STEP 1:

**Choose
your
frame**

(page 7 - 8)

+

STEP 2:

**Choose
your
UV projector**

(page 8)

+

STEP 3:

**Choose
your
extras**

(page 9 - 10)

+

STEP 4:

**Add
shipping
cost**

(page 11)

Let's get started...


STEP 1: CHOOSE YOUR FRAME



Please note: The following prices exclude the UV projector.

Refer to Appendix 1 (pages 15 -23) for detailed specifications of each printer frame.

GiziMate Frame Options



GiziMate 130 US \$3625

Build Height = 130mm (5.5in).
Build Area = 200mm x 113mm (7.87in x 4.44in).
No resin included. 7L resin needed to fill vat.

GiziMate 260 US \$4275

Build Height = 260mm (10.23in).
Build Area = 200mm x 113mm (7.87in x 4.44in).
No resin included. 10L resin needed to fill vat.

GiziMate Xtreme US \$4325

(Widest vat and biggest build volume in the range)

Build Height = 260mm (15.35in).
Build height depends on build area.
Build Area = 400mm x 225mm (15.7in x 8.8in).
No resin included. 33L resin needed to fill vat.

GiziPro Frame Options



GiziPro 130 US \$4835

Build Height = 130mm (5.5in).
Build Area = 200mm x 113mm (7.87in x 4.44in).
No resin included. 7L resin needed to fill vat.

GiziPro 360 US \$5085

Build Height = 390mm (15.35in).
Build Area = 200mm x 113mm (7.87in x 4.44in).
No resin included. 13L resin needed to fill vat.

GiziMate Xtreme US \$5135

(Widest vat and biggest build volume in the range)

Build Height = 390mm (15.35in).
Build height depends on build area.
Build Area = 400mm x 225mm (15.7in x 8.8in).
No resin included. 50L resin needed to fill vat.

STEP 1: CHOOSE YOUR FRAME



GiziMax Frame Options



GiziMax 130 US \$5435

Build Height = 130mm (5.5in).
Build Area = 200mm x 113mm (7.87in x 4.44in).
No resin included. 7L resin needed to fill vat.

GiziMax 260 US \$5785

Build Height = 430mm (31.49in).
Build Area = 200mm x 113mm (7.87in x 4.44in).
No resin included. 20L resin needed to fill vat.

GiziMax Xtreme US \$6035

(Widest vat and biggest build volume in the range)

Build Height = 800mm (31.49in).
Build height depends on build area.
Build Area = 400mm x 225mm (15.7in x 8.8in).
No resin included. 100L resin needed to fill vat.

STEP 2: CHOOSE YOUR UV PROJECTOR

UV Projector Options

Standard Intensity 1080P Small Area UV Projector (405nm) US \$4500

This projector suits smaller, high-resolution prints best. It's ideal for printing parts that fit within a minimum projection size of 96mm x 54mm (3.77in x 2.12in) to a maximum size of 160mm x 90mm (6.29in x 3.54in).

High Intensity 1080P Large Area UV Projector (405nm) US \$5000

Great for printing large models faster and better. Suited for printed parts that fit within a minimum projection size of 192mm x 108mm (7.55in x 4.25in) to a maximum size of 400mm x 225mm (15.74in x 8.85in).

NEW: 4K Projector US \$8500

Using a projection area size of 192mm x 108mm (7.55in x 4.25in) as an example, the difference between printing with or without a 4K projector would be **DOUBLE** the resolution than what the above projectors could deliver! You'll also be rewarded with vastly increased printing speed.

These new UV projectors print fast while delivering a high level of consistency and accuracy in detailed prints over the entire projection area. Refer to Appendix 2 (page 24) for detailed UV projector specifications.

STEP 3: CHOOSE YOUR EXTRAS



Various vat and build plate sizes

The Gizmo 3D printer frames come with vats and build plates, but you can purchase different sized vats and build plates additionally to suit your unique project needs.

The following metal vat and build plate sizes are available to order:

VATS

1. 85mm x 48mm x 50mm
(3.34in x 1.88in x 1.96in) (Ring vat) **US \$108***
2. 200mm x 113mm x 130mm
(7.87in x 4.44in x 5.11in) **US \$200**
3. 200mm x 113mm x 260mm
(7.87in x 4.44in x 10.23in) **US \$300**
4. 200mm x 113mm x 390mm
(7.87in x 4.44in x 15.35in) **US \$350**
5. 200mm x 113mm x 430mm
(7.87in x 4.44in x 16.92in) **US \$400**
6. 400mm x 225mm x 130mm
(7.87in x 8.85in x 5.11in) **US \$300**
7. 400mm x 225mm x 260mm
(7.87in x 8.85in x 10.23in) **US \$350**
8. 400mm x 225mm x 390mm
(7.87in x 8.85in x 15.35in) **US \$400**
9. 400mm x 225mm x 430mm
(7.87in x 8.85in x 16.92in) **US \$450**

BUILD PLATES


1. 85mm x 48mm x 50mm
(3.34in x 1.88in x 1.96in) **US \$120***
2. 200mm x 113mm x 130mm
(7.87in x 4.44in x 5.11in) **US \$300**
3. 200mm x 113mm x 260mm
(7.87in x 4.44in x 10.23in) **US \$300**
4. 200mm x 113mm x 390mm
(7.87in x 4.44in x 15.35in) **US \$300**
5. 200mm x 113mm x 430mm
(7.87in x 4.44in x 16.92in) **US \$300**
6. 400mm x 225mm x 130mm
(7.87in x 8.85in x 5.11in) **US \$400**
7. 400mm x 225mm x 260mm
(7.87in x 8.85in x 10.23in) **US \$400**
8. 400mm x 225mm x 390mm
(7.87in x 8.85in x 15.35in) **US \$400**
9. 400mm x 225mm x 430mm
(7.87in x 8.85in x 16.92in) **US \$400**

* We highly recommend ordering it for testing resins or printing small items.

WIPER/RECOATER ADD-ON



GIZMO 3D PRINTERS



Using the recoater gives you the ability to print easier with thicker resins. Some resins such as the ceramic resin from Tethon 3D is thicker - a recoater helps to achieve more precise results with such resins. Also, if you want to print box-shaped objects or objects with cavities, having a recoater is ideal.

During the printing process, a recoater aids in spreading the resin equally over the previously printed layer. Without the recoater, the resin might not flow to cover the entire area if needed.

Get it now for [US \\$800](#) + postage

Once you've placed an order, you can expect to receive your recoater within 4 to 6 weeks. You will receive instructions for installing your recoater, which is easy to do and takes up to an hour max.

Then upgrade your Gizmetor software to include the brand new recoater settings and away you go! Your new recoater is made of quality steel and will last a long time.

FAQ:

Does the recoating process slow down the printing process?

Yes, using the recoater will decrease your print speed.

Does the recoater fit on any size Gizmo 3D Printer?

The wiper system comes in two parts - the primary system and a blade. The primary system can be applied to any machine, but the blade is specific to individual size vats.

Support

We offer professional and confidential one-on-one online support for **US \$100** per hour with one of our technical advisers.

Depending on availability, we can also offer in-person training and installation at your facility anywhere in the world. **POA**

Industrial Service Plan

- Priority service with expedited response times
- Rapid delivery of replacement parts
- We offer 100% one-year unlimited warranty on all parts and accessories, excluding the resin and projector lamp

All this for **20%** of the price of the printer you purchase.

Delivery Times

You can expect your printer/s to arrive within 1 to 2 months from the time you place an order, depending on what we have in stock.



STEP 4: ADD THE SHIPPING COST



The shipping cost varies between countries

COUNTRY	ESTIMATED SHIPPING COST OF PRINTERS			
	GiziMate	GiziPro	GiziMax	GiziMax Ultimate
Australia	US \$350	US \$550	US \$1000	US \$1200
New Zealand	US \$435	US \$480	US \$680	US \$880
North America	US \$750	US \$880	US \$1360	US \$1560
South America	US \$850	US \$1000	US \$1570	US \$1770
Asia	US \$650	US \$750	US \$1140	US \$1340
Africa	US \$860	US \$1000	US \$1570	US \$1770
Europe	US \$650	US \$750	US \$1140	US \$1340

Note: The pricing on this page may not be the exact pricing for your country and should be regarded as an estimated price guide only.

Have you calculated an estimated total cost for your ideal Gizmo 3D Printer?
Email info@gizmo3Dprinter.com.au for more information or to place an order.



Different resins to suit your project and budget

The Gizmo 3D Printers are resin-based SLA DLP 3D printers. Any resins made for SLA DLP 3D printers should work, but we can only guarantee the ones we have personally tested.

Fun To Do resin: It's an affordable resin that is available in many countries and suited to a wide range of uses. It cures wonderfully fast. [Visit funtodo.net](https://funtodo.net) for more information.


Pro3dure resin: Good for medical-related 3D printing such as dental items and hearing aids, for example. Some of the resins from this brand cure extremely fast while others are very thick and probably not suitable for [continuous printing](#). The resin doesn't require any pigment like many other resins; therefore no mixing required. [Visit pro3dure.com](https://pro3dure.com) for more information.

Vitang resin: Ideal for castable jewelry printing, this quality resin produces extremely high-resolution results. The resin doesn't require any pigment, as many other resins do, which also means no mixing required. It's a thick resin and prints slower therefore, not suitable for continuous printing. [Visit vitangtechnology.com](https://vitangtechnology.com) for more information.

Tethon 3D resin: The Porcelite Ceramic resin produces porcelain prints. It's slow curing and might require mixing the resin during printing. It's a thick resin and not suited for continuous printing. [Visit tethon3d.com](https://tethon3d.com) for more information.

DruckWege resin: DruckWege resin Typ D is durable, easy to paint, and cures quick. It achieves a high degree of detail and sharp edges. [Visit druckwege.de](https://druckwege.de) for more information.

Spot-A Materials: We've tested the Spot-E elastic resin, it cures wonderfully fast and is relatively affordable. It produces high-resolution results, and we also recommend it for continuous printing of flexible objects. [Visit spotamaterials.com](https://spotamaterials.com) for more information.



The following resins are only to be used with UV projectors:

3Dresyns: These are high-performance resins, both in terms of high mechanical performance and fast speed. They have an impressive array of resins which vary in strength, flexibility, hardness and more. [Visit 3Dresyns.com](http://3Dresyns.com) for more information.

NEW! Resin from Gizmo 3D Printers: Our Gizmo Quick resin is available in grey or transparent with a yellow tint. The grey is pigmented, in which case it will need to be mixed in-between prints. The transparent resin with a yellow tint doesn't require mixing in-between prints. Both resins print super fast, are much stronger than standard resins and can be washed with alcohol without cracking. Objects printed with these resins can also be drilled.

Email info@gizmo3Dprinters.com.au to discuss which resins and printers suit your application best.

COMPANY HISTORY



The state-of-the-art technology wowed many attendees at CES 2016 in Las Vegas and impressed reporters at the leading tech show, including Fabbaloo, MTS, and Mashable, which noted the super speed of the machines. On April 1st, 2016, the Gizmo 3D Printers Indiegogo campaign ended at an impressive 139% funded.

Other achievements thus far include being listed as finalists for 3 of the 2016 Endeavour Awards held by Manufacturers' Monthly, shortlisted for the 2016 Lord Mayor's Budding Entrepreneurs Grant Program and being among the five startups selected from hundreds of applications for the 2016 Sponsored Entrepreneurs Program hosted by River City Labs and sponsored by CUA. Gizmo 3D Printers featured on TV show Australia Beyond 2020 on Monday, November 14th, 2016, episode 1.

In 2017, the company moved from its humble beginnings in a residential property to a factory in Australia, developed multiple upgrades for the machines, and saw an increase in sales globally. The Gizmo 3D team won their first award as part of the 2018 QUT bluebox Robotics Accelerator.

2019 saw them break their own 3D printing speed records with new product developments and start their own resin 3D printing workshops in Brisbane. They also made it to the Top 10 Australian Finalists of Startup World Cup 2019. In 2020, exciting new product releases were revealed including the GiziBuddy range and 4K projector add-on.

CONTACT DETAILS

Email: info@Gizmo3Dprinters.com.au
Website: www.Gizmo3Dprinters.com.au

Social media:

Facebook: facebook.com/Gizmo3Dprinters
Twitter: @Gizmo3Dprinters or @Gizmo3Dprinting
YouTube: youtube.com/Gizmo3Dprinters
Instagram: instagram.com/Gizmo3Dprinters

APPENDIX 1: PRINTER SPECIFICATIONS



GiziMate 130

Max build envelope size (LxWxH)	200mm x 113mm x 130mm
Number of DLP® heads	1
Layer thickness *	10 - 300
Build platform type	Stainless steel 304
Vat material	Stainless steel 304
Printer size (LxWxH)	505mm x 430mm x 716mm
Heater	Operating temperature up to 150 C
Gearbox	10:1
Construction material	Extruded aluminium and mild steel
Weight	30kg
Power requirements	110V/220 - 240 VAC, 5 A, 50/60 Hz
Software compatibility	Windows 10
PC requirement	External PC required. At least i3 with 4GB memory to print. Recommended i7 with 16GB memory to slice large models
Replacement parts	None
Maintenance	Spray ball screws with oil once a month
Data handling	STL or OBJ
Automation	Automatic projector movement
Z axis ballscrew	20mm, 5mm pitch
Z axis stepper	Nema 23 with 10:1 gearbox
Auto projector movement	2 x 12mm ballscrews + Nema 23 stepper
Stepper drivers	2 x DRV8825
Build modes	Standard speed, hybrid continuous, continuous



PRINTER SPECIFICATIONS

GiziMate 260

Max build envelope size (LxWxH)	200mm x 113mm x 260mm
Number of DLP® heads	1
Layer thickness *	10 - 300
Build platform type	Stainless steel 304
Vat material	Stainless steel 304
Printer size (LxWxH)	505mm x 430mm x 716mm
Heater	Operating temperature up to 150 C
Gearbox	10:1
Construction material	Extruded aluminium and mild steel
Weight	30kg
Power requirements	110V/220 - 240 VAC, 5 A, 50/60 Hz
Software compatibility	Windows 10
PC requirement	External PC required. At least i3 with 4GB memory to print. Recommended i7 with 16GB memory to slice large models
Replacement parts	None
Maintenance	Spray ball screws with oil once a month
Data handling	STL or OBJ
Automation	Automatic projector movement
Z axis ballscrew	20mm, 5mm pitch
Z axis stepper	Nema 23 with 10:1 gearbox
Auto projector movement	2 x 12mm ballscrews + Nema 23 stepper
Stepper drivers	2 x DRV8825
Build modes	Standard speed, hybrid continuous, continuous



PRINTER SPECIFICATIONS

GiziMate Xtreme

Max build envelope size (LxWxH)	400mm x 225mm x 260mm
Number of DLP® heads	1
Layer thickness *	10 - 300
Build platform type	Stainless steel 304
Vat material	Stainless steel 304
Printer size (LxWxH)	505mm x 430mm x 716mm
Heater	Operating temperature up to 150 C
Gearbox	10:1
Construction material	Extruded aluminium and mild steel
Weight	30kg
Power requirements	110V/220 - 240 VAC, 5 A, 50/60 Hz
Software compatibility	Windows 10
PC requirement	External PC required. At least i3 with 4GB memory to print. Recommended i7 with 16GB memory to slice large models
Replacement parts	None
Maintenance	Spray ball screws with oil once a month
Data handling	STL or OBJ
Automation	Automatic projector movement
Z axis ballscrew	20mm, 5mm pitch
Z axis stepper	Nema 23 with 10:1 gearbox
Auto projector movement	2 x 12mm ballscrews + Nema 23 stepper
Stepper drivers	2 x DRV8825
Build modes	Standard speed, hybrid continuous, continuous



PRINTER SPECIFICATIONS

GiziPro 130

Max build envelope size (LxWxH)	200mm x 113mm x 130mm
Number of DLP® heads	1
Layer thickness *	10 - 300
Build platform type	Stainless steel 304
Vat material	Stainless steel 304
Printer size (LxWxH)	505mm x 430mm x 996mm
Heater	Operating temperature up to 150 C
Gearbox	10:1
Construction material	Extruded aluminium and mild steel
Weight	40kg
Power requirements	110V/220 - 240 VAC, 5 A, 50/60 Hz
Software compatibility	Windows 10
PC requirement	External PC required. At least i3 with 4GB memory to print. Recommended i7 with 16GB memory to slice large models
Replacement parts	None
Maintenance	Spray ball screws with oil once a month
Data handling	STL or OBJ
Automation	Automatic projector movement
Z axis ballscrew	20mm, 5mm pitch
Z axis stepper	Nema 23 with 10:1 gearbox
Auto projector movement	2 x 12mm ballscrews + Nema 23 stepper
Stepper drivers	2 x DRV8825
Build modes	Standard speed, hybrid continuous, continuous



PRINTER SPECIFICATIONS

GiziPro 390

Max build envelope size (LxWxH)	200mm x 113mm x 390mm
Number of DLP® heads	1
Layer thickness *	10 - 300
Build platform type	Stainless steel 304
Vat material	Stainless steel 304
Printer size (LxWxH)	505mm x 430mm x 912mm
Heater	Operating temperature up to 150 C
Gearbox	10:1
Construction material	Extruded aluminium and mild steel
Weight	40kg
Power requirements	110V/220 - 240 VAC, 5 A, 50/60 Hz
Software compatibility	Windows 10
PC requirement	External PC required. At least i3 with 4GB memory to print. Recommended i7 with 16GB memory to slice large models
Replacement parts	None
Maintenance	Spray ball screws with oil once a month
Data handling	STL or OBJ
Automation	Automatic projector movement
Z axis ballscrew	20mm, 5mm pitch
Z axis stepper	Nema 23 with 10:1 gearbox
Auto projector movement	2 x 12mm ballscrews + Nema 23 stepper
Stepper drivers	2 x DRV8825
Build modes	Standard speed, hybrid continuous, continuous



PRINTER SPECIFICATIONS

GiziPro Xtreme

Max build envelope size (LxWxH)	400mm x 225mm x 390mm
Number of DLP® heads	1
Layer thickness *	10 - 300
Build platform type	Stainless steel 304
Vat material	Stainless steel 304
Printer size (LxWxH)	505mm x 430mm x 912mm
Heater	Operating temperature up to 150 C
Gearbox	10:1
Construction material	Extruded aluminium and mild steel
Weight	40kg
Power requirements	110V/220 - 240 VAC, 5 A, 50/60 Hz
Software compatibility	Windows 10
PC requirement	External PC required. At least i3 with 4GB memory to print. Recommended i7 with 16GB memory to slice large models
Replacement parts	None
Maintenance	Spray ball screws with oil once a month
Data handling	STL or OBJ
Automation	Automatic projector movement
Z axis ballscrew	20mm, 5mm pitch
Z axis stepper	Nema 23 with 10:1 gearbox
Auto projector movement	2 x 12mm ballscrews + Nema 23 stepper
Stepper drivers	2 x DRV8825
Build modes	Standard speed, hybrid continuous, continuous

PRINTER SPECIFICATIONS

GiziMax 130

Max build envelope size (LxWxH)	200mm x 113mm x 130mm
Number of DLP® heads	1
Layer thickness *	10 - 300
Build platform type	Stainless steel 304
Vat material	Stainless steel 304
Printer size (LxWxH)	505mm x 430mm x 1816mm
Heater	Operating temperature up to 150 C
Gearbox	10:1
Construction material	Extruded aluminium and mild steel
Weight	50kg
Power requirements	110V/220 - 240 VAC, 5 A, 50/60 Hz
Software compatibility	Windows 10
PC requirement	External PC required. At least i3 with 4GB memory to print. Recommended i7 with 16GB memory to slice large models
Replacement parts	None
Maintenance	Spray ball screws with oil once a month
Data handling	STL or OBJ
Automation	Automatic projector movement
Z axis ballscrew	20mm, 5mm pitch
Z axis stepper	Nema 23 with 10:1 gearbox
Auto projector movement	2 x 12mm ballscrews + Nema 23 stepper
Stepper drivers	2 x DRV8825
Build modes	Standard speed, hybrid continuous, continuous

PRINTER SPECIFICATIONS

GiziMax 430

Max build envelope size (LxWxH)	200mm x 113mm x 430mm
Number of DLP® heads	1
Layer thickness *	10 - 300
Build platform type	Stainless steel 304
Vat material	Stainless steel 304
Printer size (LxWxH)	505mm x 430mm x 1816mm
Heater	Operating temperature up to 150 C
Gearbox	10:1
Construction material	Extruded aluminium and mild steel
Weight	50kg
Power requirements	110V/220 - 240 VAC, 5 A, 50/60 Hz
Software compatibility	Windows 10
PC requirement	External PC required. At least i3 with 4GB memory to print. Recommended i7 with 16GB memory to slice large models
Replacement parts	None
Maintenance	Spray ball screws with oil once a month
Data handling	STL or OBJ
Automation	Automatic projector movement
Z axis ballscrew	20mm, 5mm pitch
Z axis stepper	Nema 23 with 10:1 gearbox
Auto projector movement	2 x 12mm ballscrews + Nema 23 stepper
Stepper drivers	2 x DRV8825
Build modes	Standard speed, hybrid continuous, continuous



PRINTER SPECIFICATIONS

GiziMax Ultimate

Max build envelope size (LxWxH)	400mm x 225mm x 800mm
Number of DLP® heads	1
Layer thickness *	10 - 300
Build platform type	Stainless steel 304
Vat material	Stainless steel 304
Printer size (LxWxH)	505mm x 430mm x 1816mm
Heater	Operating temperature up to 150 C
Gearbox	10:1
Construction material	Extruded aluminium and mild steel
Weight	50kg
Power requirements	110V/220 - 240 VAC, 5 A, 50/60 Hz
Software compatibility	Windows 10
PC requirement	External PC required. At least i3 with 4GB memory to print. Recommended i7 with 16GB memory to slice large models
Replacement parts	None
Maintenance	Spray ball screws with oil once a month
Data handling	STL or OBJ
Automation	Automatic projector movement
Z axis ballscrew	20mm, 5mm pitch
Z axis stepper	Nema 23 with 10:1 gearbox
Auto projector movement	2 x 12mm ballscrews + Nema 23 stepper
Stepper drivers	2 x DRV8825
Build modes	Standard speed, hybrid continuous, continuous

UV PROJECTOR SPECIFICATIONS



Standard intensity UV projector

Minimum projection area	96mm x 54mm
Maximum projection area	160mm x 90mm
DLP® resolution	1920mm x 1080mm
Native pixel size (X, Y)	7.6 micron
Weight	5kg
Power requirements	110V/220 - 240 VAC, 50/60 Hz
Power consumption	30 Watt

High intensity UV projector

Minimum projection area	160mm x 90mm
Maximum projection area	600mm x 338mm
DLP® resolution	1920mm x 1080mm
Native pixel size (X, Y)	7.6 micron
Weight	5kg
Power requirements	110V/220 - 240 VAC, 50/60 Hz
Power consumption	45 Watt

4K Projector (depending on the chosen lens)

Minimum projection area	115mm x 68mm
Maximum projection area	330mm x 186mm
DLP® resolution	3840mm x 2160mm
Native pixel size (X, Y)	Unknown
Weight	10kg
Power requirements	110V/220 - 240 VAC, 50/60 Hz
Power consumption	84 Watt